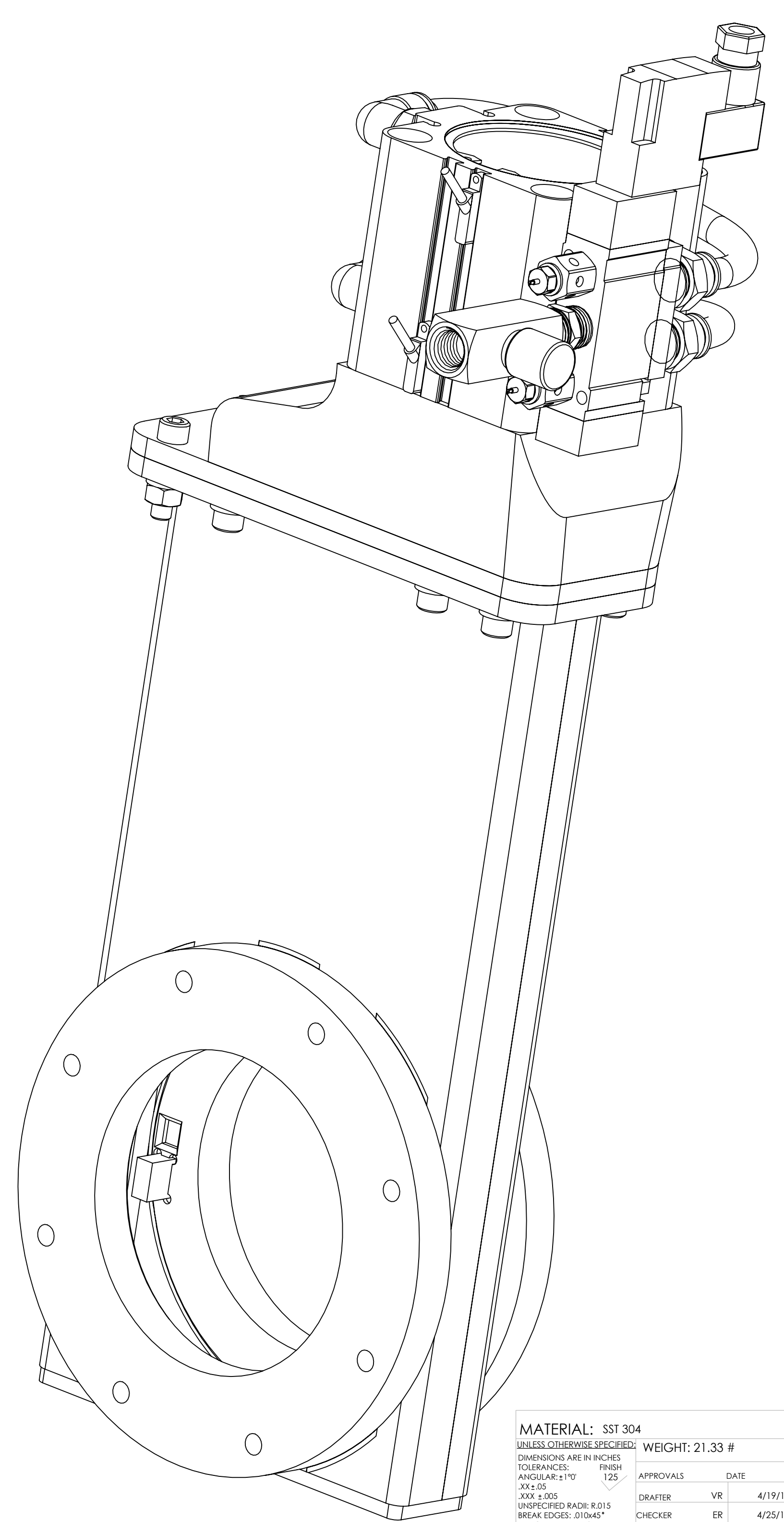
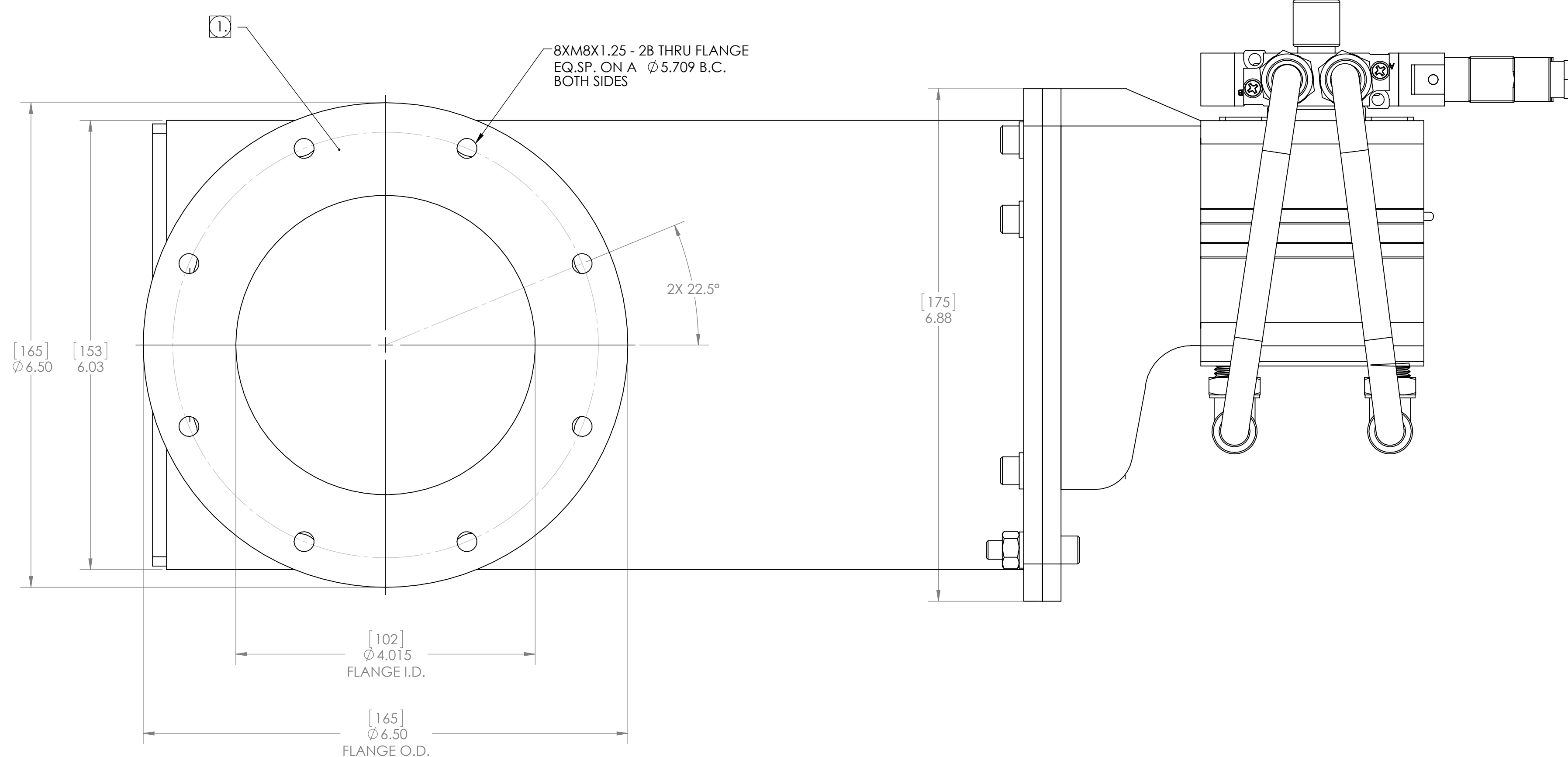
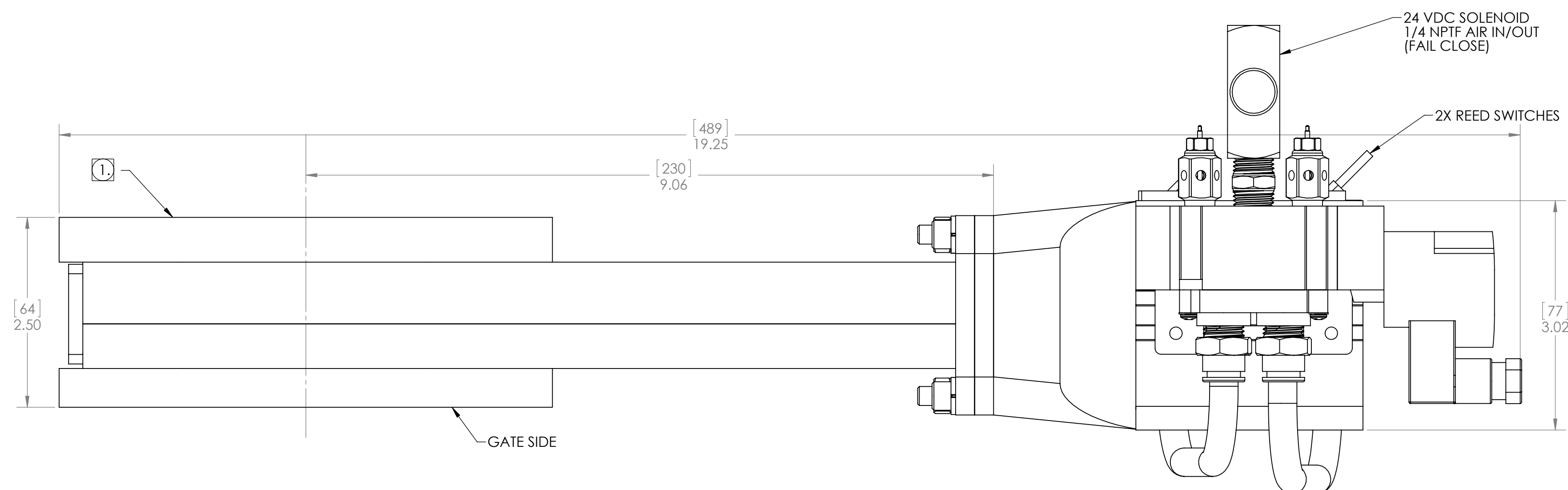


PROPRIETARY AND CONFIDENTIAL  
 THIS DRAWING IS THE PROPERTY OF  
 GNB CORPORATION. IT IS TO BE USED ONLY FOR THE  
 PROJECT AND FOR THE QUANTITY AND RANGE OF  
 WHICH IT WAS PREPARED. IT IS NOT TO BE  
 REPRODUCED OR COPIED IN ANY MANNER  
 WITHOUT THE WRITTEN PERMISSION OF  
 GNB CORPORATION.

REVISIONS			
REV.	DESCRIPTION	DATE	APPROVED



- NOTES:
- VACUUM SEAL SURFACE
  - FINISH: BEAD BLAST INSIDE & OUT
  - PROTECT ALL SURFACES FROM SCRATCHES, GOUGES & TOOLING MARKS DURING HANDLING.
  - GATE O-RING ON GATE

MATERIAL: SST 304  
 UNLESS OTHERWISE SPECIFIED  
 DIMENSIONS ARE IN INCHES

TOLERANCES:  
 ANGULAR ±1°  
 XXX ±.005  
 UNSPECIFIED RADII: R.015  
 BREAK EDGES: .010x45°  
 REMOVE ALL BURRS

FINISH: 125  
 WITHIN .050

THIRD ANGLE PROJECTION

WEIGHT: 21.33 #

APPROVALS	DATE
DRAFTER: VR	4/19/13
CHECKER: ER	4/25/13
ENGINEER: VR	4/19/13

GNB CORPORATION  
 SCIENTIFIC AND INDUSTRIAL EQUIPMENT

3200 DWIGHT RD. SUITE #100  
 ELK GROVE, CA 95758  
 916-395-3003 FAX: 916-395-3363  
 www.gnbvalves.com

TITLE: OUTLINE DWG  
 K(ISO 100)PSBP

DO NOT SCALE DRAWING

DWG. NO. 118306-15  
 SCALE: 1:1.125 SHEET 1 OF 1

REV: -